

# Linwood News



## IN THIS ISSUE

- Message from Education Director P.1
- Inside the Classroom P.2
- Speech Outings P.5
- Behavioral Strategies P.6
- Allergy Awareness Program P.7
- Star Staff P.8
- Helpful Resources & Events P.8
- School Calendar P.9

Quarterly School Newsletter | April 2018

## Happy Autism Awareness Month!

Dear Parents and Guardians,

Spring is here! We have had some up and down temperatures and late snow mixes, but flowers are blooming and the birds are singing. We are looking forward to many spring events to come, including the following: Muffins with Moms on May 11th; Teacher/Staff Appreciation Week from May 7th-11th; and the First Lady's visit to plant flowers with students on May 3rd!

In addition, April is Autism Awareness Month! We kicked off the month with a celebration of Light it Up Blue on April 3rd. The school staff all wore blue and took a group photo to show our unity (see photo above and on our Facebook page!) Our students also participated in Autism Awareness Month by making and selling autism awareness ribbons and bracelets to earn money for school materials and supplies. If you are interested in purchasing a ribbon, please

contact the front office. Linwood also participated in Honestly Autism Day on April 14th. We set up a table at the conference and met many new faces and spread the word about our program!

As a reminder, our 3rd Term ended on April 16th and our 4th Term began the next day, April 17th. You should receive your child's progress report enclosed with this newsletter. If you are interested in discussing your child's progress or meeting with any of your child's team members, please contact your teacher to set this up. We are always happy to talk to parents!

As always, if you have any questions or needs, please feel free to contact us and we'll be happy to help you. Enjoy your spring!

– Diann Butler, M.S.  
Education Director

# Inside the Classroom

Linwood Teachers share what has been going on in their classrooms this term

**Mr. Alfred's Class** rolled out the welcome mat for its new teacher this March! When Mr. Alfred arrived, the class immediately started to help him learn about Linwood. The teacher became the student! His first lesson was to learn the Morning Group activities for the students, such as singing the national anthem and the days of the week and dancing to the music for the months of the year. The next lesson was to learn about community outings. The students shared their experiences at Linwood Boutique, The Dollar Store, and Tino's Italian Bistro. These outings helped Mr. Alfred understand the role that local businesses play in supporting the education of Linwood students.

In the classroom, the students showed Mr. Alfred how they use TEACCH Bins as instructional supports to help them with reading, mathematics, social studies, and science. Additionally, they showed him how they use TEACCH Bins to help them with independent living activities, such as laundering, cooking, and janitorial tasks. The students really enjoyed helping their new teacher learn and get acclimated!

**Ms. Amanda's Class** had a quarter full of new beginnings! The class said goodbye to Mr. Stephen and welcomed Ms.

Amanda Glover as their new teacher. They also have a new instructional assistant named AJ. The students have been working on restructuring the classroom to help with independence and making plans for upcoming trips. This spring, the class will be taking walks in Ellicott City to practice following pedestrian signs!

**Ms. Colleen's Class** has wished winter goodbye and is hoping for warmer weather soon! This past quarter, the class made an exciting move to a new classroom, which has allowed the students to have more room for motor movement and learning opportunities. The students have adjusted well, and the learning has not stopped! They are continuing to label and identify nouns and verbs that they see around the school and at their own homes. The class is anxiously waiting to embrace the spring season by planting in the school garden, going on walks, and playing with their friends out on the playground.

**Ms. Jamie's Class** enjoyed a class wide Valentine's Day card exchange this past term. Students decorated their own bags and made each of their classmates a Valentine's card! In addition, the students enjoyed making some

St. Patrick's Day and Easter themed crafts. The class also introduced a new afternoon group where students are practicing their addresses, birthdays, phone numbers, and personal information, including spelling their first and last names. The students look forward to the weather getting nicer so they can spend more time learning outside!

**Ms. Karen's Class** is excited for spring to arrive! To prepare for spring, the class started their plant unit in science. The students are learning the different parts of a plant and their functions. The culminating project will be to plant flowers at one of Linwood's residential houses and help plant in the school's vegetable garden.

In Language Arts, the class is continuing to work on composing emails. If you would like to correspond with your child via email, please email Ms. Karen at [kwright@linwoodcenter.org](mailto:kwright@linwoodcenter.org). At the end of April, the class is going to Stratosphere Trampoline Park in Eldersburg to have some fun jumping on trampolines! The students will work on their conversational skills by going out to lunch after the park. The students are also paying for the entire trip themselves with the money they have earned through their vocational work. Some of the vocational work that they do includes cleaning at the Linwood Adult Program, making crafts at Linwood Boutique, and delivering teacher supplies to classrooms. Ms. Karen is very proud of her

students' hard work!

**Ms. Katie K.'s Class** is continuing to wish for spring weather! The class has been working on their vocational skills by going to the Linwood Boutique every Thursday afternoon and practicing stocking shelves and wiping tables in the school's teaching apartment. During math, the class has been working on identifying shapes, and they have a great time dancing and singing to their shapes song! In reading, the students have been working on identifying their emotions, and they are doing a fabulous job of letting us know if they are feeling happy or sad. This quarter, the class also took a trip to Wal-Mart, where they were able to purchase items for their holiday party and snacks for the classroom.


Everyone is looking forward to the warm weather and spending time outside!

**Ms. Katie W.'s Class** is eagerly awaiting warmer weather! Over the past marking period, the students learned about how meteorologists study the weather and report the forecast. They learned about the different types of clouds and the climate zones. The class also took a field trip to the Maryland Science Center, where they did lots of hands-on activities to reinforce their recent units on force, motion, and weather. They also learned about dinosaurs and electricity!

The students are currently learning about communities in social studies. They are making great progress with their

academic work, focusing on reading comprehension and math calculation. In social group, students have been working on event recall, asking their peers questions, answering questions from peers, using facial clues to determine how someone is feeling, and how to handle worries/disappointments that they can't control. They are making great progress!

**Ms. Lisa's Class** has been learning about vocational jobs. Students have been learning to take care of cleaning tasks, such as wiping down tables, cleaning counters, sweeping the floor, and using a mop. The class also learned about the different states in the United States, including that Rhode Island has something called coffee milk which is like



chocolate milk with coffee syrup!  
The students have also been learning about monitoring the weather and ways to check the weather to determine what type of clothing to wear. Their new unit of study is about the environment and jobs that need to be done to keep the environment clean.

**Ms. Megan's Class** was very excited to welcome spring after a long winter! The class had a great time celebrating the holidays of this season. For St. Patrick's Day, made festive Rice Krispie treats and green cookies during cooking class. They followed the recipe and measured the necessary ingredients, and they had so much fun eating their colorful creations! Other cooking creations this quarter included S'mores and English Muffin Pizzas. For Earth

Day, the students made miniature Earth decorations out of green and blue tissue paper to decorate the classroom. There have been many positive changes and new friendly faces in the classroom, and the students are doing an amazing job adapting and learning new things about each other. They are excited about the activities and learning opportunities ahead this quarter!

**Mr. Sam's Class** is ready for spring!

Spring is here!  
Let's watch the bloom of the flowers  
Don't forget your umbrella  
You know April brings showers.


Science is full of activities  
Some experiments will be

outdoors  
Nature is full of endless fun  
I think its time to explore.

Reading and math  
We sure will hit our benchmark  
All the exciting lessons  
Let's start reading about the National Parks!

It may rain a lot  
But that won't stop us  
Having our friends around  
Is always a plus.

**Ms. Tracey's Class** has been all excited about spring! The students have been learning about the different activities that occur during spring time and the weather in spring. They have also been learning about the baby animals in spring!



# Speech Outings

Our Related Services Team shares tips for practicing speech and communication in the community

Some of our students have been going on monthly speech outings in the community to practice their social skills. Practicing social skills in the community is a great way to encourage generalization, boost confidence, and improve self-advocacy skills. They are doing a great job exercising their communication brains in new places!

## Here are some tips for practicing social skills and communication in the community:

- Provide your child with clear expectations. What exactly is going to happen?
- Tell your child who they will talk to and what they will need to say.
- Give your child a check-list to follow in the community. Your child may need picture supports or a written script. This will look different for everyone!
- Discuss things that might happen (good or not-so-good!)
- Praise your child for communicating. This might mean they communicated in full sentences, one word, two words, or with their device!

One of our recent trips was to the Post Office! As you can see in the picture to the right, our students were very excited to practice their communication skills there!

## Here is an example of how we prepared our students to practice their social skills at the Post Office:

- You will be going to the post office to buy a stamp and mail a letter.
- You will be talking to a postal worker to buy a



stamp. You can say, “I need a stamp” or “Can I have a stamp?”

- Don’t forget to say “please” when you are asking for the stamp and “thank you” when they give you the stamp!
- You will pay for the stamp and the postal worker will give you a stamp. You will put the stamp on your envelope. Next, you will put the envelope in the mailbox.
- There might be a line at the post office. If there is a line, we will have to wait. While you are waiting, you can play with your toy or tell me a story.
- After you have mailed your letter, I will feel proud!

As always, if you have any questions about practicing speech and communication with your child, please feel free to contact us.

– Alison Brady  
– Kendra Reines  
– Laurie O’Connell  
– Maddy Baer

# Behavioral Strategies: Schedules

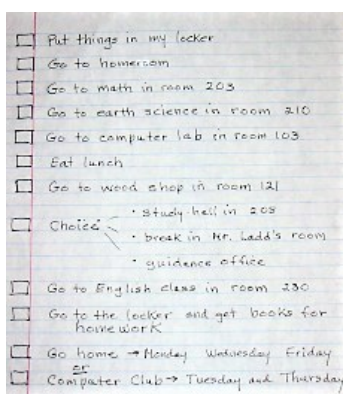
Linwood's Behavior Specialists share insight on the strategies they use daily when working with students

This term, we present information on schedules. **Schedules** are tools we use on a daily basis in our own lives and with our students, whether in a planner, on a paper calendar, and/or on a cell phone. Schedules can be tailored to meet the students' needs. For example, picture or written schedules are most commonly used with our students.

**Picture Schedules:** Picture schedules pair a visual with a word or short phrase to provide a visual representation of the scheduled task or activity. For example, pairing "breakfast" with a picture of someone eating. Pictures can be cartoons or actual pictures of the student doing the scheduled task/activity. A check mark can be placed next to the picture upon completion, or the picture can be removed from the schedule to indicate completion.



**Written Schedules:** Written schedules often include the time and a brief description of the task or activity. For example, 8:30am- Prepare and eat breakfast. Students can put a check mark next to items they've completed or cross items out throughout the day.



Schedules can serve a variety of purposes for our students. For example:

**Consistency and Predictability:** With a schedule, the student knows what is expected of him or her throughout the day. The student can check the schedule and anticipate what will occur, reducing the anxiety of the unknown.

**Increased Independence:** The student can be in charge of their schedule. They can access the schedule, see what it is time for, and begin the task or activity.

Upon completion, the student can go back to the schedule, remove the completed item, and move onto the next one.

**Choices:** We can teach the student to make choices. Do you want to vacuum or do the dishes today? And the student can choose which task to schedule for that day. Same goes for leisure activities—do you want to go to the park or play basketball today? These options can be provided, based on feasibility, and the student can decide which they prefer.

**A Redirection Tool:** The schedule can be used as a reminder or a redirection tool. For example, the student may want to play outside. You could say, "Let's check your schedule. First you have to do your homework, then you get to play outside."

At home, a schedule can include a morning routine, an evening routine, weekend plans, and/or special events (i.e. vacation, weekend plans, visitors etc.). If you need assistance creating a schedule at home, please feel free to reach out to the Behavior Team at Linwood.

- Rachel Maher
- Erika Greszler
- Daniel Marshall
- Amanda Tincknell

# Allergy Awareness Program

Linwood's School Nurse gives an overview of our new Allergy Awareness Program

Happy spring! By now, many of you have received, or are about to receive, a letter from Linwood School about our new Allergy Awareness Program. I am happy to announce that the program is in full swing!

The letter addresses several important steps that Linwood is taking to ensure your child will be safe from being exposed to allergens while in school. These steps include communication, medication, location, prevention, and responding. Please refer to the parent letter for more specific information about our Allergy Awareness Program.

**As a parent/guardian who cares for your child with a sensitive allergy, we ask that you familiarize yourself with Linwood's needs. Please help us by taking the following actions:**

1. Review, complete, sign and have your child's physician review and sign your child's Allergy Action Plan and return it to Linwood.
2. Return physician completed forms for medication administration.
3. Ensure Linwood has a sufficient supply of your child's emergency medication.
4. Update Linwood and/or the School Nurse with any emergency medication, allergy action plans, or allergy changes.
5. Communicate with Linwood's School Nurse to ensure emergency medication is replaced prior to the expiration date.
6. Supply Linwood/your child with non-allergen food and any food alternatives as needed (i.e. during special occasions/ events, field trips, etc.).

After you receive and read through the letter, and If you have any questions about the program, Please feel free to email me at [bfisher@linwoodcenter.org](mailto:bfisher@linwoodcenter.org) or give me a call at 410-465-1352 ext. 224.

Thank you for doing your part in keeping our students with allergies safe!

- School Nurse Bonnie Fisher, RN, BSN



# Star Staff

Thank you to these team members for going above and beyond to help our students and staff succeed!

- ★ **Ms. Aleia, Instructional Assistant** – Our Employee of the Month for February & March! You are one of the most dedicated, motivated, and encouraging IAs on the Linwood team. You are so skilled in your position, and you bring such a level of positivity to your job. Your students love working with you and look forward to seeing you each day!
- ★ **Ms. Maddy, Speech Language Pathologist** – Our Employee of the Month for April! Thank you for doing an exceptional job individualizing services to each students' specific needs and IEP goals. Your students are always excited when it is time for speech with Ms. Maddy and it clearly shows not only on their faces, but in the constant progress they display in their communication abilities. We are extremely lucky to have you as part of our team here at Linwood!
- ★ **Mr. Amanda G., Teacher** – Welcome to our newest teacher! Thanks for stepping up and jumping right in. You are doing an amazing job in a very short time, and we're so glad you joined our team!
- ★ **Ms. Morgan, Instructional Assistant** – Thank you for volunteering to set up our school vegetable and herb garden! Your plans are awesome and the students will really reap the benefits as they learn to plant and harvest the food they grow!
- ★ **Ms. Amanda T., Behavior Specialist** – Congratulations on earning your BCBA license this month! Hats off to you—we are so happy you are on our team!
- ★ **Ms. Alison, Ms. Tracey & Ms. Erika** – Thank you for taking the initiative to attend a Sign Language Workshop this March to expand your skills and better support our students!

## Helpful Resources & Events

Upcoming opportunities and resources for students and parents recommended by Linwood staff

**The Mary Salkever Inclusive Summer Camp** is a week-long camp for children with and without disabilities that provides inclusive practices and lots of fun learning opportunities. Learn more at [www.v-linc.org/summer-camp](http://www.v-linc.org/summer-camp).

**Pathfinders for Autism** offers a variety of events/workshops for individuals living with autism and their families, including the opportunities below. Learn more and register at [www.pathfindersforautism.org/calendar](http://www.pathfindersforautism.org/calendar).

- Preventing Challenging Behaviors at Home – Wednesday, May 2 in Baltimore
- Evidence Based Speech and Social Interactions for ASD – Thursday, May 3 in Columbia
- Walter's Art Museum Sensory Morning – Sunday, May 6 at Walters Art Museum in Baltimore
- DDA 101 – Tuesday, June 12 at the Howard County NonProfit Collaborative in Columbia
- Autism Awareness Night with the Aberdeen Ironbirds – Sunday, June 24 in Aberdeen

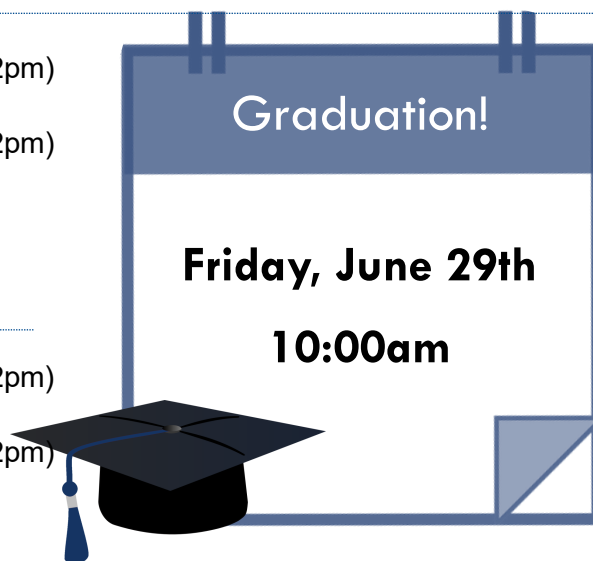
# School Calendar

## May 2018:

|      |  |
|------|--|
| 5/11 | In-Service for Staff (School closes at 12pm) |
| 5/18 | In-Service for Staff (School closes at 12pm) |
| 5/28 | Memorial Day – School Closed                 |

## June 2018:

|           |  |
|-----------|--|
| 6/8       | In-Service for Staff (School closes at 12pm) |
| 6/22      | In-Service for Staff (School closes at 12pm) |
| 6/27-6/29 | Snow Make-Up Days                            |
| 6/29      | Graduation!                                  |



## July 2018:

|     |                                   |
|-----|-----------------------------------|
| 7/2 | First Day of the New School Year! |
| 7/4 | Independence Day – School Closed  |
| 7/9 | Term 4 Progress Reports Released  |

## Contact Information

**Linwood School**  
3421 Martha Bush Drive  
Ellicott City, Maryland 21043

**Phone:** 410-465-1352

**Email:** [admin@linwoodcenter.org](mailto:admin@linwoodcenter.org)



Visit us at [www.linwoodcenter.org](http://www.linwoodcenter.org)



Follow us on Facebook!  
[www.facebook.com/linwoodcenterinc](https://www.facebook.com/linwoodcenterinc)



“ Positivity creates change. ”

– Colleen Martin, Linwood Teacher